


Rundklinkenzüge

Round latch locks

Crochets cylindriques


DLC 

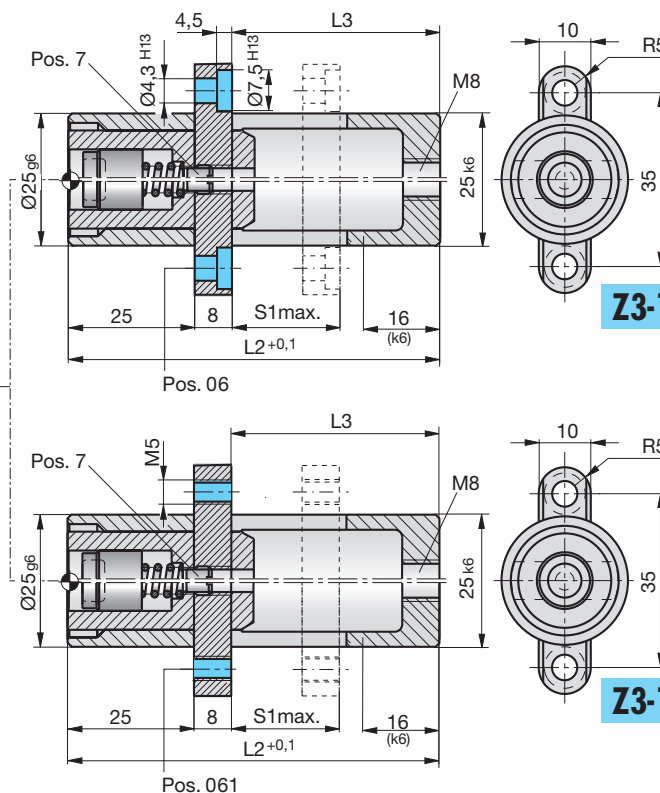
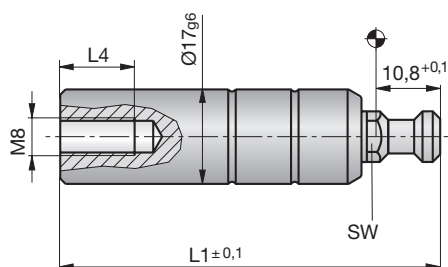


S1max.	L1	L2	L3	L4	S1max.	L1	L2	L3	L4
16	45	66	33	20	40	100	90	57	40
16	70	66	33	40	40	125	90	57	40
16	100	66	33	40	60	125	110	77	40
					60	150	110	77	40

Z3-I-
Z3-II-

i deutsch 6.20-26
english 6.27-33
français 6.34-40

 Z3-I-S1max-L1
Z3-II-S1max-L1

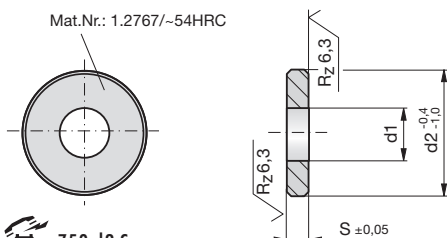


Z3-I

Z3-II

Distanzscheiben Distance washers Cale d'épaisseur

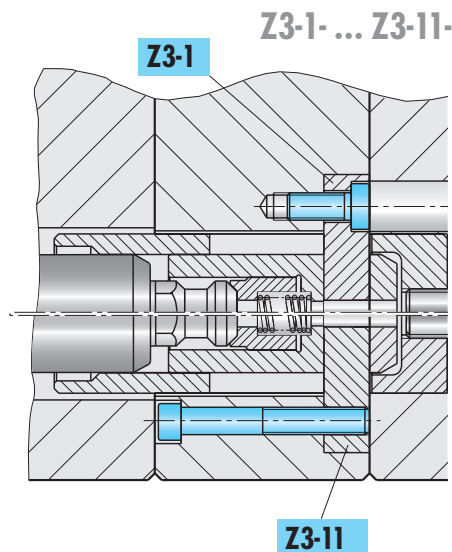
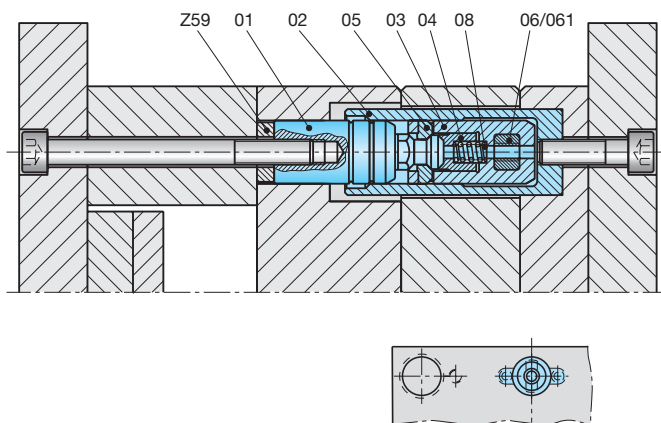
Mat.Nr.: 1.2767/~54HRC



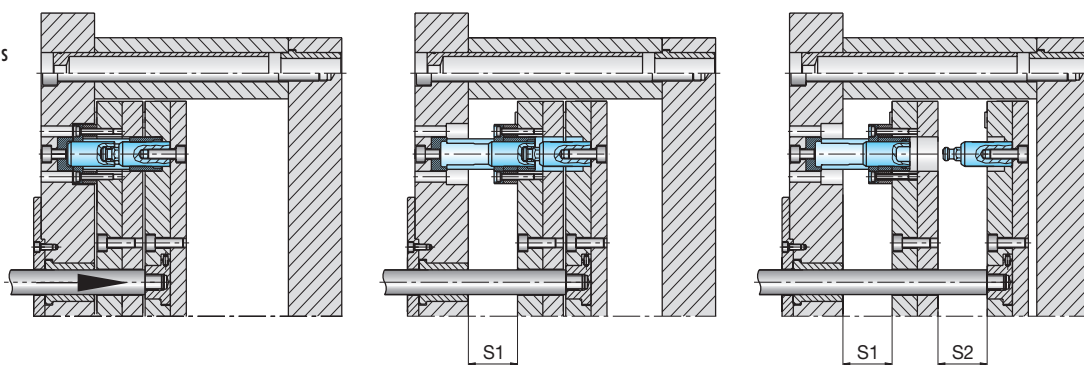
 Z59-d2-S

d2	S	d1	d2	S	d1
17	5	8,5	25	5	8,5
17	10	8,5	25	10	8,5

Einbau als Klinkenzug
Installation as latch lock
Montage d'Ouvres-moules



Einbau als Zweistufenauswerfer
Installation as Two stage ejector
Montage d'éjecteur a deux etages



Stückliste
Parts list
Liste des pièces

Z3-Type-Pos.-L1-L2

Type	Pos. Item Pos.	L1	L2	Stück Quant. Nbr.	Bezeichnung	Description	Désignation	Mat.-Nr. Mat.-No Mat.Nr.
1/11	01	45	-	1	Zugbolzen	Latch bar	Colonne d'attelage	1.5920
	01	70	-	1	Zugbolzen	Latch bar	Colonne d'attelage	1.5920
	01	100	-	1	Zugbolzen	Latch bar	Colonne d'attelage	1.5920
	01	125	-	1	Zugbolzen	Latch bar	Colonne d'attelage	1.5920
	01	150	-	1	Zugbolzen	Latch bar	Colonne d'attelage	1.5920
1/11	02	-	66	1	Gehäuse	Housing	Boîtier cylindrique fendu	1.5920
	02	-	90	1	Gehäuse	Housing	Boîtier cylindrique fendu	1.5920
	02	-	110	1	Gehäuse	Housing	Boîtier cylindrique fendu	1.5920
1/11	03	-	-	1	Kolben	Piston	Piston	DLC
	04	-	-	1	Sicherungsbuchse	Securing ring	Manchon de retenue	SN
	05	-	-	2	Rasten	Catches	Segments	DLC
1	06	-	-	1	Mitnehmer	Driver	Barrette d'entraînement	SN
11	061	-	-	1	Mitnehmer	Driver	Barrette d'entraînement	SN

Normalien
Standard parts
Elements standard

Strack Norm

Strack Norm	Pos. Item Pos.	Stück Quant. Nbr.	Bezeichnung	Description	Désignation	Mat.-Nr. Mat.-No Mat.Nr.
SN3610-M5-6	07	1	Gewindestift	Socket set screw	Vis fendue sans tête	SN
SN2500-5-19	08	1	Feder	Spring	Ressort	SN

Klinkenzüge

Latch locks

Ouvres-moules

CAD-INFO

